



PRODUCT BROCHURE

- Thermal Interface Materials
- Heat Sink
- Heat Pipe
- Vapour Chamber
- TEC
- FAM
- Fan
- Thermal Simulation

More Innovation
Less Heat



Potting Compound

High stability. Heat curing.



Properties	Unit	A96AB	S730	S720AB	Test Method
Thermal Conductivity	W/mK	2.6	2.1	0.8	ASTM D5470
Colour	-	White/Black	Gray	White	Visual
Dielectric Breakdown Voltage	KV/mm	10.2	12.2	6.1	ASTM D149
Weight Loss	%	< 1	-	< 1	ASTM E595
Density	g/cm ³	1.8	2.5	1.97	ASTM D792
Working Temperature	°C	-25~+150	-50~+200	-40~+180	-
Viscosity	cps	1800~2500	< 50000	2000~3000	ASTM D2393
Standard Package	Pot	1kg	100g/1kg	1kg	-
Hardness	Shore A	68	17	34~43	ASTM D2240
Mixing Ratio @25°C	gram	13:1	1:1	100:2	-

PC series Non-Silicone thermal Pad

Non siloxane and oil-bleed.

Properties	Unit	PC93	PC94	Test Method
Thermal Conductivity	W/mK	2.1	4.2	ASTM D5470
Thickness	mm	0.5~5.0		ASTM D374
Colour	-	Gray	Red	Visual
Flame Rating	-	V-0		UL94
Dielectric Breakdown Voltage	KV/mm	10.2		ASTM D149
Weight Loss	%	< 1		ASTM E595
Density	g/cm ³	2.1	2.5	ASTM D792
Working Temperature	°C	-30~+125		-
Volume Resistance	Ohm-m	>10 ¹⁰		ASTM D257
Elongation	%	350	100	ASTM D412
Tensile Strength	Kgf/cm ²	1	2	ASTM D412
Hardness	Shore 00	55	50	ASTM D2240

TG-V series Phase Change Material

With the good flow ability over phase change temperature, surface irregularities can be well filled.

Properties	Unit	TG-V833	TG-V838	Test Method
Thermal Conductivity	W/mK	3.3	3.8	ASTM D5470
Thickness	mm	0.13/0.2/0.3		ASTM D374
Colour	-	Gray		Visual
Phase Transition Temperature	°C	50		-
Breakdown Voltage (Vac)	KV	1		ASTM D149
Density	g/cm ³	3.4	2.5	ASTM D792
Working Temperature	°C	-40~+125		-
Volume Resistance	Ohm-m	3x10 ¹¹	3x10 ¹⁰	ASTM D257
Thermal Impedance @50psi	°C-cm ² /W	0.0143	0.013	Modified ASTM D5470
Dielectric Constant	@1KHz	13.3		ASTM D412

XL-25 series Ceramic Heat Spreader

High reliability. Non toxic.
High temperature resistance.



Properties	Unit	XL-25W	XL-25D	Test Method
Thermal Conductivity	W/mK	25	190~210	-
Colour	-	White	Dark Gray	Visual
Dielectric Breakdown Voltage	KV/mm	15	18.45	ASTM D149
Bulk Density	g/cm ³	≥3.8	3.32	CNS 619
Volume Resistance	Ohm-cm	10 ¹²	1.4x10 ¹³	-
Flexural Strength	kgf/cm ²	4078.8	3416	CNS 12701
Linear Thermal Expansion Coefficient	10 ⁻⁶ /20~300°C	6.6~8	2.805	RT~300°C
Main Composition	-	Al ₂ O ₃	AlN	-

XL-25 Ceramic Heat Spreader

Open-porous structure increases air contact area.



Properties	Unit	XL-25	Test Method
Thermal Conductivity	W/mK	10	-
Colour	-	Gray/Green	Visual
Dielectric Breakdown Voltage	Voltage	500	ASTM D149
Bulk Density	g/cm ³	1.89	CNS 619
Flexural Strength	kgf/cm ²	47.5	CNS 12701
Porosity	%	25	CNS 619
Water Absorption	%	16	CNS 619
Working Temperature	°C	<500	-
Linear Thermal Expansion Coefficient	10 ⁻⁶	4.13	RT~300°C
Main Composition	-	SiC/Al ₂ O ₃ /SiO ₂	-
Hardness	Moh's	5~6	DIN En101-1992

Flexible Absorbent Material

Provide effective EMI suppression in a wide frequency range.


Properties	Unit	TG-FAM1	TG-FAM3	TG-FAM6	TG-FAM7
Frequency	GHz	0.001-18.0	0.001-18.0	0.001-9.0	0.001-3.0
Thickness	mm	0.12-2.50	0.25/0.50/0.75	0.05/0.1/0.2/0.3/0.5	0.08/0.12/0.22
Maximum Size	mm	400 x 400	400 x 400	210 x 297	130 x 130
Material	-	Magnetic Particles+Rubber			Sintering Iron Core
Magnetic Inductivity (μ'@1MHz)	-	25	50	170	140
Halogen	-	Halogen Contained		Halogen Free	
Working Temperature	°C	-40~+85	-40~+85	-40~+155	-30~+120
Density	g/cm ³	3.6	4.8	4.4	3.8
Surface Resistance	ohm	10 ⁶		10 ⁵	10 ⁹



Ti900 Thermal Insulator

Insulation strength. Easy to assemble.


Properties	Unit	Ti900	Test Method
Thermal Conductivity	W/mK	1.9	ASTM D5470
Thickness	mm	0.12	ASTM D374
Colour	-	Gary	Visual
Base	-	Polyimide	-
Dielectric Breakdown Voltage	KV	6.1	ASTM D149
Volume Resistance	Ohm-m	>10 ¹²	ASTM D257
Working Temperature	°C	-50~+180	-
Tensile Strength	psi	5000	ASTM D412
Elongation	%	40	ASTM D412
Flame Rating	-	V-0	UL94
Standard Shape	-	Sheet Ones	-



CP series Thermal Insulation Rubber Cap

Low thermal contact resistance. Electrically isolating. Easy to assemble.

Properties	Unit	CP22/CP23/CP33	Test Method
Thermal Conductivity	W/mK	2	ASTM D5470
Thickness	mm	0.3/0.45	ASTM D374
Colour	-	Gary	Visual
Working Temperature	°C	-45~+180	-
Density	g/cm ³	2.55	ASTM D792
Dielectric Breakdown Voltage (Vac)	KV	4.1/6.1	ASTM D149
Dielectric Breakdown Voltage (Vdc)	KV	6.1/8.1	ASTM D149
Dielectric Constant	1000 Hz	5.8	ASTM D150
Thermal Impedance @10psi	°C-in ² /w	1.13	ASTM D5470
Thermal Impedance @20psi	°C-in ² /w	1.07	ASTM D5470
Thermal Impedance @50psi	°C-in ² /w	0.97	ASTM D5470
Hardness	Shore A	65	ASTM D2240



PH3 Heat Spreader

Excellent thermal radiation. Thin & bendable. Available for unventilated design. No dusting issue.

Properties	Unit	PH3			Test Method
Metal Layer Thermal Conductivity	W/mK	400			ASTM D5470
Coating Layer Thermal Conductivity	W/mK	1.3			ASTM D5470
Total Thickness	mm	0.06	0.11	0.21	ASTM D374
Metal Layer Thickness	mm	0.012	0.05	0.10	ASTM D374
Coating Layer Thickness	mm	0.048	0.06	0.11	ASTM D374
Colour	-	Black			Visual
Metal Layer	-	CU Foil			-
Coating Layer	-	High Thermal Radiation Carbon Nanotube			-
Continuous Working Temperature	°C	-30~+120			-
Surface Resistance	Ohm-m	10 ¹²			-
Initial Tack	cm	18	15	11	PSTC-6
30° Peeling Strength (Aluminum)	N / in	8	10	12	ASTM D3330
Breakdown Voltage (AC)	KV	2.0	2.0	3.1	ASTM D149
Breakdown Voltage (DC)	KV	3.1	3.1	4.1	ASTM D149
Flame Rating	-	V-2			UL 94



T68 Artificial Graphite Sheet

High thermal conductivity. Low mass.

Properties	Unit	T68	Test Method
Thermal Conductivity	W/mK	X-Y, 1500	AC Calorimeter
	W/mK	Z, 5	Laser Flash
Thickness	µm	25	Micrometer
Colour	-	Black	Visual
Flame Rating	-	V-0	UL94
Thermal Diffusivity	cm ² /S	8.5	AC Calorimeter
Density	g/cm ³	2.1	Archimedes Law
Electrical Conductivity	S/cm	>13000	JIS K7194
Bending Test	times	10000	-
Working Temperature	%	-40~+400	AC Calorimeter
Heat Capacity (SHC)	J/g-K	0.895	-



Natural Graphite Sheet

Low mass decreases space, EMI reduction

Properties	Unit	T62	T62-1	T62-2	Test Method
Thermal Conductivity	W/mK	X-Y, 400	X-Y, 400	X-Y, 400	AC Calorimeter
	W/mK	Z, 20	Z, 15	Z, 5	Laser Flash
Thickness	mm	0.13	0.16	0.2	Micrometer
Colour	-	Black			Visual
Type	-	Graphite	Graphite +Adhesive	PET+Graphite +Adhesive	-
Density	g/cm ³	1.5	1.5~1.8		ASTM D792
Graphite Contained	%	>98			-
Working Temperature	°C	-13~+100			-

TG-P100 series Graphene

Ultra thin, Available for unventilated design, No dusting issue

Properties	Unit	TG-P10050/TG-P10090		Test Method
Thermal Conductivity	W/mK	X-Y, 1500~1800		Comparative Test
	W/mK	Z, 12		ASTM D5470
Total Thickness	µm	50	90	Meter
Copper Foil Thickness	µm	35	75	Meter
Coating Thickness	µm	15	15	Meter
Vertical Resistivity	-	2.57		QJ1523-1988
Parallel Resistivity	KV/mm	0.66		QJ1523-1988
Cross-Cut Tape Test	-	4B		ASTM D3359B
Pencil Hardness Test	-	2H		ASTM D3363
Solvent Resistance (Alcohol)	°C	Pass(5 times)		ASTM D5402
Rubber Abrasive Test	Ohm-m	Pass(150 times)		ASTM D7835
High Temperature & Humidity Test	(85°C/85%RH)	Pass(500 hrs)		IEC-60068-2-78
Thermal Shock Test	(-20~80°C)	Pass(500 cycles)		IEC-60068-2-78
Temperature Range of Utility	°C	-20~+120		ISO 16750-4




Li series Thermal Tape

Good adhesion(Acrylic PSA). Great reliability. Easy to assemble.

Properties	Unit	Li98	Li98T	Li98C	Li98CN	Li98P	Liv2		Li2000	Li2000A	Test Method				
Thermal Conductivity	W/mk	1	1	1.3	1.9	1.9	2.1	1.8	1.8	1.1	1.1	1.3	1.3	2.1	Astm D5470
Thickness	mm	0.15	0.25	0.11	0.15	0.25	0.18	0.125	0.14	0.15	0.25	0.15	0.25	0.2	Astm D374
Colour	-	White										Visual			
Reinforcement Carrier	-	Fiberglass Mesh		PET	Fiberglass Mesh		-	Polyimide		Fiberglass Mesh		Fiberglass Mesh		-	-
Continuous Working Temperature	°C	-30~+120		-60 ~+120	-30~+120						-45~+170		-		
Short Time Use Temperature (30sec)	°C	200	200	200	200	200	200	250	250	180	180	288	288	260	-
Density	g/cm³	1.85	1.85	1.6	1.8	1.8	1.8	1.3	1.2	1.85	1.85	1.6	1.6	2.3	Astm D792
Tensile Strength	psi	200	400	400	200	400	-	500	600	200	400	450	650	-	Astm D412
Glass Transition Temperature	°C	-30	-30	-	-27	-27	-30	-25	-25	-30	-30	-	-	-	-
Initial Tack	cm	10	8	10	14	12	15	15	15	11	10	10	10	>30	PSTC-6
Lap Shear Strength	N/cm²	61	61	60	55	50	55	63	62	60	60	74	76	35	Astm D1002
Die Shear Strength @25°C	N/cm²	120	120	105	109	100	100	115	115	120	120	113	126	60	-
Die Shear Strength @80°C	N/cm²	69	69	60	68	68	55	66	64	69	69	80	85	50	-
Holding Power 1000g @80°C Cusing 1 In²	min	>10000										>40000	PSTC-7		
90° Peeling Strength (Aluminum)	N/in	>10	>12	>12	>6	>8	>8	>10	>10	15	16	-	-	-	ASTM D3330
Dielectric Breakdown Voltage (Vac)	KV	2	3.1	4.1	2	3.1	5.1	4.1	5.1	2.1	3.1	2	3.1	3.6	ASTM D149
Dielectric Breakdown Voltage (Vdc)	KV	3.1	4.1	5.1	3.1	4.1	6.1	5.1	6.1	3.1	4.1	3.1	4.1	4.6	ASTM D149
Thermal Impedance @10psi	°C-in²/w	0.93	1.26	0.63	0.64	0.89	0.73	0.78	0.87	0.76	1.26	0.68	1.13	0.69	ASTM D5470
Thermal Impedance @30psi	°C-in²/w	0.76	1.05	0.60	0.60	0.85	0.68	0.75	0.81	0.70	1.12	0.66	1.10	0.53	ASTM D5470
Thermal Impedance @50psi	°C-in²/w	0.61	1.06	0.59	0.53	0.87	0.66	0.73	0.79	0.63	1.07	0.61	1.04	0.49	ASTM D5470

TG-T1000 Thermal Tape



Good adhesion(Acrylic PSA). Great reliability. Cost effective with great performance. Easy to assemble. Customization services for different industries.

Properties	Unit	TG-T1000			Test Method
Thermal Conductivity	W/mK	1	1	1	ASTM D5470
Thickness	mm	0.15	0.25	0.5	ASTM D374
Colour	-	White			Visual
Reinforcement Carrier	-	Fiberglass Mesh			-
Continuous Working Temperature	°C	-30~+120			-
Short Time Use Temperature (30sec)	°C	180			-
Density	g/cm³	1.2			ASTM D792
Initial Tack	cm	19	11	5	PSTC-6
Holding Power 1000g @25° Cusing 1in²	min	>3000			PSTC-7
180° Peeling Strength (aluminum)	N/25mm	>14	>16	>19	ASTM D3330
Dielectric Breakdown Voltage (Vac)	KV	2	3	5	ASTM D149
Thermal Impedance @10psi	°C-in²/W	0.93	1.26	1.6	ASTM D5470
Thermal Impedance @30psi	°C-in²/W	0.76	1.06	1.33	ASTM D5470
Thermal Impedance @50psi	°C-in²/W	0.61	1.05	1.19	ASTM D5470

Thermal Grease



Good leveling agent. No overflow. Effectively fill the gap of the interface.


Properties	Unit	TG-S808	TG-N909	S606B	S606C	Test Method
Thermal Conductivity	W/mK	8	9	1.9	5.3	ASTM D5470
Colour	-	Gray	Gray	White	Gray	Visual
Oil Dispersible	%	< 0.1	< 0.1	< 0.2	< 0.05	24hrs at 150°C
Weight Loss	%	< 0.1	< 0.1	< 0.5	< 0.5	ASTM E595
Density	g/cm³	3.2	3.3	2.3	2.3	ASTM D792
Working Temperature	°C	-40~+200		-40~+180		-
Viscosity	Pa·s	-	-	30	125	ASTM D2196
Standard Shape	Pot	1kg				-
Volume Resistance	Ohm·m	> 10 ¹³	> 10 ¹³	> 10 ¹¹	> 10 ¹²	ASTM D257

Thermal Putty

Low thermal resistance. Shapeable and compressible.



Properties	Unit	TG-NSP25	TG4040 PUTTY	TG6060 PUTTY	Test Method
Thermal Conductivity	W/mK	2.6	3.2	6.3	ASTM D5470
Colour	-	Gray	Blue	Blue	Visual
Solid Content	-	100	100 (One-Part)	100 (One-Part)	-
Viscosity	Pa·s	5000	3000	2,500-3,000	Brookfield
Density	g/cm³	2.6	3	3.3	ASTM D792
Volume Resistivity	Ohm·m	10 ¹⁴	10 ¹³	10 ¹³	ASTM D257
Working Temperature	°C	-50~+150	-50~+180	-50~+180	-
Standard Package	Tube/Pot	78g/143g/1kg	90g/165g/1kg	90g/165g/1kg	-




TG-A series Ultra Soft Thermal Pad

High thermal conductivity. High compressibility and compliancy. Electrical insulation. Natural tack.

Properties	Unit	TG-A2200	TG-A3500	TG-A4500	TG-A6200	TG-A1250	TG-A1450	TG-A1660	TG-A1780	Test Method
Thermal Conductivity	W/mK	2.2	3.5	4.5	6.2	12.5	14.5	16.6	17.8	ASTM D5470
Thickness	mm	0.5~2.0	0.5~8.0	0.5~8.0	0.5~8.0	0.5~8.0	0.5~2.0	0.5~2.0	0.5~2.0	ASTM D374
Colour	-	Gray	Yellow	Purple	Blue	Green	Red	Dark Gray	Light Gray	Visual
Flame Rating	-	V-1	V-0	V-0	V-0	V-0	V-0	V-0	V-0	UL94
Dielectric Breakdown Voltage	KV/mm	5	6	6	6	6.5	4	5	4	ASTM D149
Weight Loss	%	< 1								ASTM E595
Density	g/cm ³	2.7	2.3	3.1	3.1	3.3	3.6	3.6	3.5	ASTM D792
Working Temperature	°C	-40~+180				-50~+150				-
Volume Resistance	Ohm-m	3x10 ¹²	8x10 ¹²	1x10 ¹³	1x10 ¹³	1x10 ¹³	7x10 ¹²	5x10 ¹²	6x10 ¹²	ASTM D257
Elongation	%	55	80	50	50	40	30	30	20	ASTM D412
Standard Shape	-	Sheet Ones								-
Hardness	Shore 00	15	30	50	50	50	60	65	65	ASTM D2240

TG-AK series High Performance Thermal Pad

Great thermal conductivity. Difficult to be deformed. Easy to assemble.



Properties	Unit	TG-20KX	TG-A38KX	TG-A20KF	TG-A38KF	Test Method
Thermal Conductivity	W/mK	2	3.8	1.8	3.3	ASTM D5470
Thickness	mm	0.3~10.0	0.5~10.0			ASTM D374
Colour	-	Dark Gray	Blue	Dark Gray	Blue	Visual
Reinforcement Carrier	-	-		Fiberglass Mesh		-
Flame Rating	-	V-0				UL94
Dielectric Breakdown Voltage	KV/mm	>5		>8		ASTM D149
Weight Loss	%	<1				ASTM E595
Density	g/cm ³	2	3.1	2.1	3.1	ASTM D792
Working Temperature	°C	-40~+180	-40~+200	-40~+180	-40~+200	-
Volume Resistance	Ohm-m	3x10 ¹²				ASTM D257
Elongation (Silicone side)	%	160	110	160	110	ASTM D412
Standard Shape	-	Sheet Ones				-
Hardness (Silicone Side)	Shore00	55	60	55	60	ASTM2240

TG-A Fiberglass Mesh Series Thermal Pad

Very good thermal conductivity. Fiberglass on one side. Non deforming. Electrical insulation.



Properties	Unit	TG-A3500F	TG-A4500F	TG-A6200F	Test Method
Thermal Conductivity	W/mK	3	4	5	ASTM D5470
Thickness	mm	0.5~8.0			ASTM D374
Colour	-	Yellow	Purple	Blue	Visual
Reinforcement Carrier	-	Fiberglass Mesh			-
Flame Rating	-	V-0			UL94
Dielectric Breakdown Voltage	KV/mm	>6			ASTM D149
Weight Loss	%	<1			ASTM E595
Density	g/cm ³	2.3	3.1	3.1	ASTM D792
Working Temperature	°C	-50~+150			-
Volume Resistance	Ohm-m	8x10 ¹²	1x10 ¹³	1x10 ¹³	ASTM D257
Elongation	%	80	50	50	ASTM D412
Standard Shape	-	Sheet Ones			-
Hardness (Silicone Side)	Shore00	30	50	50	ASTM2240

GT series Thermal Pad

Smooth surface. Usable over a wide temperature range. Electrical insulation and high breakdown voltage.



Properties	Unit	GT10D	GT15	GT20	GT30	Test Method
Thermal Conductivity	W/mK	1.5	1.6	2.1	3.2	ASTM D5470
Thickness	mm	0.25	0.23	0.3	0.35	ASTM D374
Colour	-	Pink	Yellow	Green	Pink	Visual
Flame Rating	-	V-0				UL94
Dielectric Breakdown Voltage (Vac)	KV	4	4.1	4.1	3.1	ASTM D149
Dielectric Breakdown Voltage (Vdc)	KV	-	6.1	6.1	5.1	ASTM D149
Weight Loss	%	< 0.2				ASTM E595
Density	g/cm ³	2	2.3	2.6	2.8	ASTM D792
Working Temperature	°C	-45~+180				-
Volume Resistance	Ohm-m	>10 ¹²			>10 ¹⁰	ASTM D257
Elongation	%	50	60	60	30	ASTM D412
Tensile Strength	Kgf/cm ²	>150	200	200	100	ASTM D412
Standard Shape	-	Sheet Ones				-
Hardness	Shore A	75		70		ASTM D2240

Heat Pipe




Fast heat-balancing.
Passive components. Light-weighted.

Diameter(mm)	Thickness(mm)	Width(mm)
Ø4	2	5.65
	2.5	5.55
	3	5.45
Ø5	2	6.91
	2.5	6.59
	3	6.32
	3.5	6.01
Ø6	2	8.50
	2.5	8.18
	3	7.95
	3.5	7.65
Ø8	4	7.39
	2	11.65
	2.5	11.39
Ø8	3	11.15
	3.5	10.83
	4	10.60
	4.5	10.27
	5	10.01
	6	9.36

• Thickness tolerance: +0.05/-0.10mm • Width tolerance: +0.15/-0.20mm

Thermoelectric Cooling Chip



Small bulk. Light weight. Vibration-free. Noise-free. Precise temperature control. High strength for rugged environments.

Size(mm)	Height(mm)	I _{max} (A)	V _{max} (V)	Watt(W)	@27° Q _{max} (W)	@50° Q _{max} (W)	R(Ω)
15.0×15.0	3.1	6.0	3.8	22.8	13.0	14.3	0.45Ω±10%
	3.4	8.5	2.1	17.9	10.3	11.3	0.20Ω±10%
	3.6	3.9	3.8	14.8	8.6	9.5	0.85Ω±10%
	3.8	3.0	3.8	11.4	7.3	8.0	1.00Ω±10%
	3.9	6.0	2.1	12.6	7.4	8.2	0.30Ω±10%
	4.7	2.0	3.8	7.6	4.4	5.0	1.65Ω±10%
20.0×20.0	3.1	6.0	8.8	52.8	29.7	32.7	1.05Ω±10%
	3.4	8.5	3.8	32.3	18.8	20.8	0.35Ω±10%
	3.6	3.9	8.8	34.3	18.7	20.9	1.95Ω±10%
	3.8	3.0	8.8	26.4	16.6	18.0	2.20Ω±10%
	3.9	6.0	3.8	22.8	13.6	14.9	0.55Ω±10%
30.0×30.0	4.7	2.0	8.8	17.6	10.2	11.2	3.70Ω±10%
	3.15	6.0	15.7	94.2	53.1	59.1	1.90Ω±10%
	3.45	8.5	8.8	74.8	43.1	48.0	0.85Ω±10%
	3.65	3.9	15.7	61.2	35.2	39.0	3.50Ω±10%
	3.85	3.0	15.7	47.1	29.8	32.5	4.00Ω±10%
	3.95	6.0	8.8	52.8	31.1	34.2	1.25Ω±10%
	3.95	6.0	11.8	70.8	48.0	52.8	1.65Ω±10%
40.0×40.0	4.75	2.0	15.7	31.4	18.2	19.5	6.70Ω±10%
	3.45	8.5	15.7	133.5	77.1	85.0	1.50Ω±10%
	3.95	6.0	15.7	94.2	55.6	61.0	2.20Ω±10%

• The above are our standard sizes. For other special sizes, please contact our product consultants.

*Recommended specifications

[Different industries will require different specifications, please contact us directly for the most suitable specifications.](#)

Vapour Chamber



Horizontally conduction. Passive components. High stability. Efficiency higher than heat pipe 10 times.

Properties	Unit	VC001	VC002	VC003
Size	mm	56x56	106x70	106x70
Thickness	mm	3.0	3.0	3.0
Surface Finishing	-	Anti-oxidation	Anti-oxidation	Anti-oxidation
Extra Components	-	-	-	Copper Heat Sink

*Recommended specifications

[Different industries will require different specifications, please contact us directly for the most suitable specifications.](#)



Auto & Power
Electronics



Telecom



Panel



5G Implementation



Power Supply



Medical/Military

CONTACT

T-Global Technology (Europe and North America) Limited

A Units 1 & 2 Cosford Business Park, Central Park, Lutterworth, Leics., LE17 4QU United Kingdom
T +44 (0)1455-553-510 E sales@tglobaltechnology.com W www.tglobaltechnology.com

Kunshan (China)
T +86-512-5792-5936

Dongguan (China)
T +86-769-8382-9728

LA (USA)
T +1-626-888-3472

Taiwan (HQ)
T +886-3-3618899